



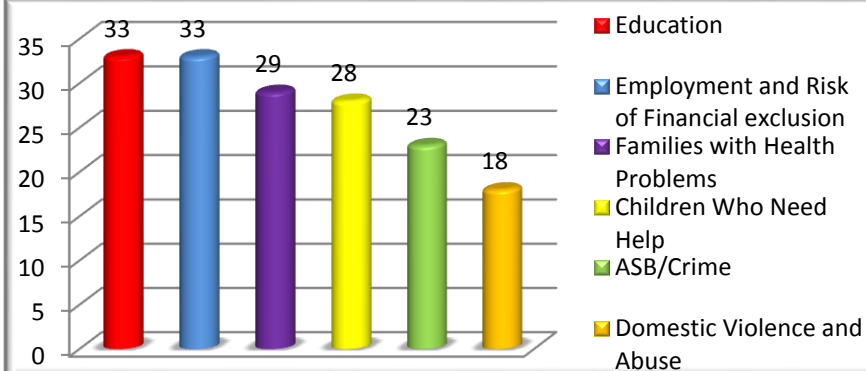
## Fareham Local Performance Report -Phase 2

11/02/2016

**Families Nominated Phase 2** 62 Open 62 Closed 0  
**Nominated to Transform** 9

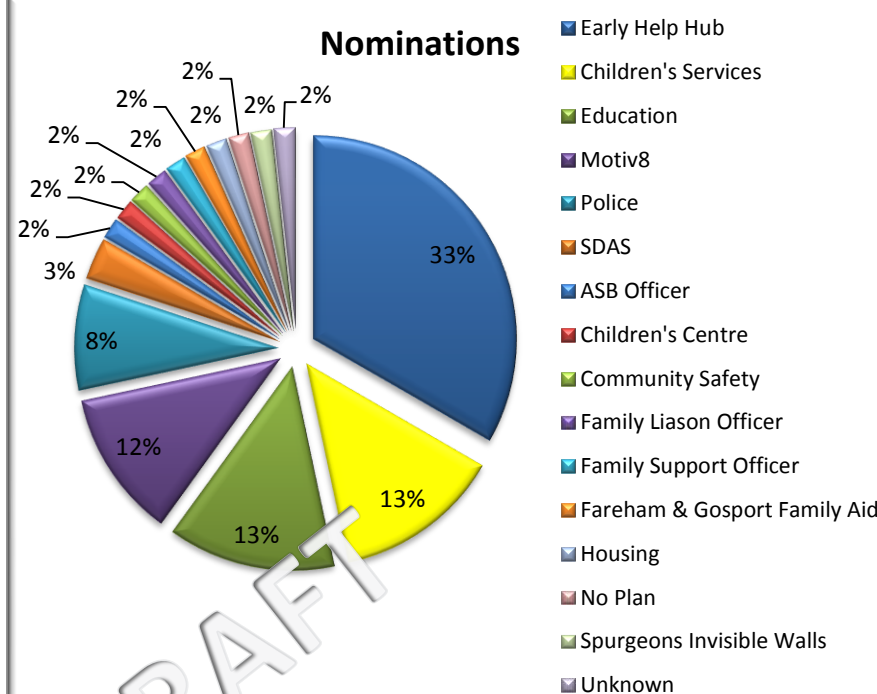
### Families nominated under the following Criteria

Education	33	53%
Employment and Risk of Financial exclusion	33	53%
Families with Health Problems	29	47%
Children Who Need Help	28	45%
ASB/Crime	23	37%
Domestic Violence and Abuse	18	29%



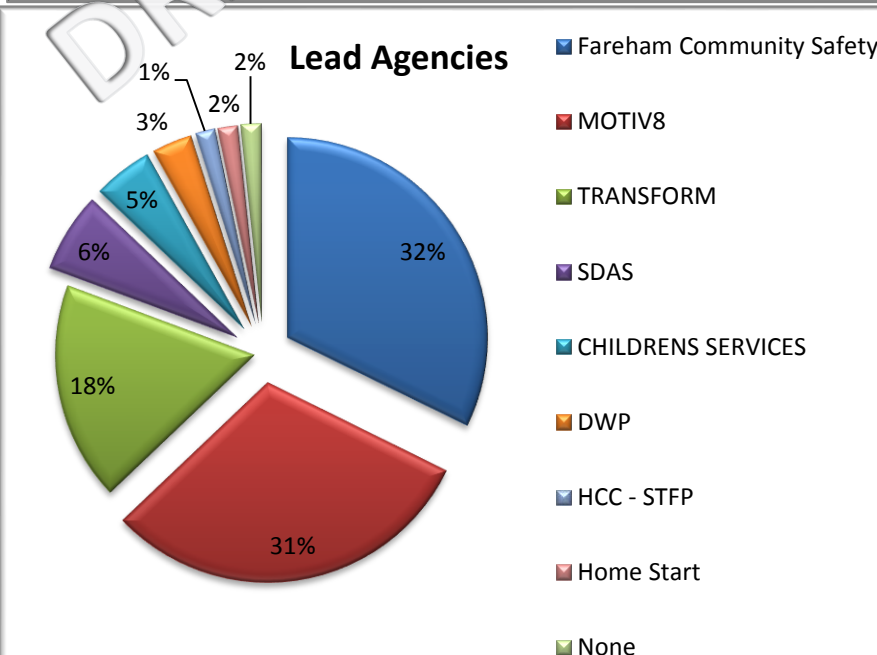
### Nominations From

Early Help Hub	20	32%
Children's Services	8	13%
Education	8	13%
Motiv8	7	11%
Police	5	8%
SDAS	2	3%
ASB Officer	1	2%
Children's Centre	1	2%
Community Safety	1	2%
Family Liason Officer	1	2%
Family Support Officer	1	2%
Fareham & Gosport Family Aid	1	2%
Housing	1	2%
No Plan	1	2%
Spurgeons Invisible Walls	1	2%
Unknown	1	2%
YOT	1	2%
Probation Service	1	2%
<b>Total Nominations</b>	<b>62</b>	<b>100%</b>



### Lead Agencies

Fareham Community Safety	20	32%
MOTIV8	19	31%
TRANSFORM	11	18%
SDAS	4	6%
CHILDRENS SERVICES	3	5%
DWP	2	3%
HCC - STFP	1	2%
Home Start	1	2%
None	1	2%
<b>Total Nominations</b>	<b>62</b>	<b>100%</b>



### Number of Families nominated under

2 criteria	36	58%
3 Criteria	14	23%
4 Criteria	10	16%
5 Criteria	2	3%
6 Criteria	0	0%
<b>Total</b>	<b>62</b>	<b>100%</b>

### Source Nominations to EHH

Education	10
Children's Services	4
unknown	2
YOT	2
housing	1
Primary Mental Health Worker	1
<b>Total Nominations</b>	<b>20</b>



### Nominations from schools

17	27%
----	-----



### Single Parent Families

32	52%
----	-----